

# ITA-5730

## 3rd Generation Intel® Core™ i Fanless System with EN 50155 Certification for Railway Applications



### Features

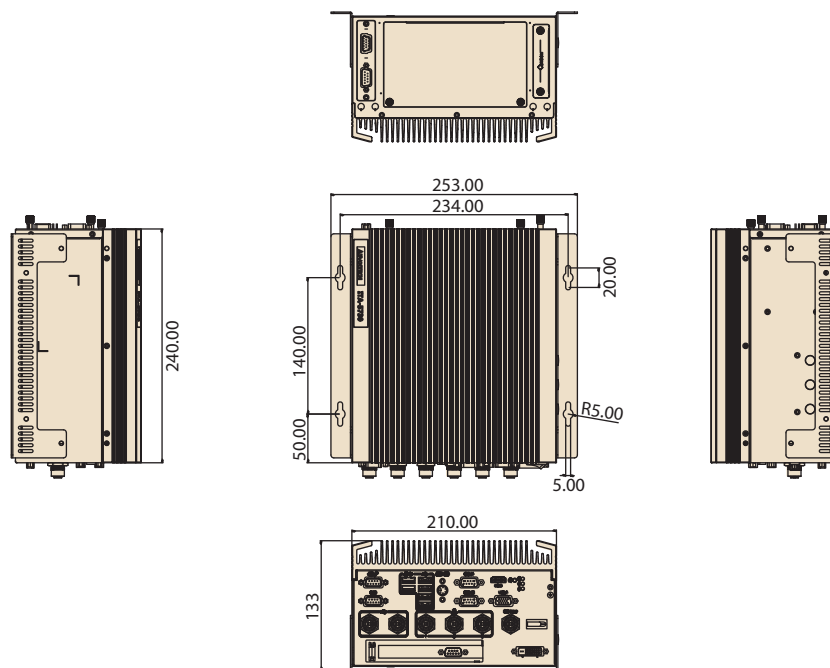
- Fanless 3rd Generation Intel® Core™ i processor with HM76 chipset
- Satisfies EN 50155 TX temperature requirements (-40 ~70 °C), IEC 61373 body mount class B specifications, and EN 50121-3-2 EMC standards
- Ruggedized connectors (m12) for communication and power ports
- Supports easy swap HDD/SSD/CF modules
- Supports optional PCI/Mini PCIe slots for expansion
- Compliant with EN50155 standards for railway applications

### Specifications


System Chipset	CPU	Intel® Core™ i7-3555LE processor	Intel® Core™ i3-3217UE processor
	Max. Speed	2.5 GHz	1.6 GHz
	L2 Cache	6 MB	3M
	Chipset	Intel® HM76	
	BIOS	AMI® SPI 16 Mb	
Memory	Technology	DDR3 1333/1600 MHz	
	Max. Capacity	4G of onboard memory	
Display	Chipset	Intel® Integrated Graphics HD 4000, supports DirectX 11	
	VRAM	Share with system memory up to 512MB	
	Dual Display	VGA + HDMI Single channel maximum: 2048 x 1536 @ 60Hz Dual channel maximum: 1920 x 1080 @ 60Hz	
Ethernet	Controller	Intel® i210-IT	
	Interface	10/100/1000 Mbps	
	Connector	Up to 3 x M12 A-coded (F), 8 pin	
Storage	HDD/SSD	1 x Easy swap 2.5" SSD/HDD bay	
	Others	1 x mSATA on motherboard 1 x Easy swap CF/SATA DOM module	
I/O	USB	2 x USB 2.0 with M12 A-coded (F), 4 pin 4 x USB 2.0 with Type A 2 x USB 3.0 with Type A	
	Serial Port	2 x DB9, RS-232/422/485, supports auto flow control	
	DIO	1 x DB9, 8 bit	
	VGA	1 x DB15	
	HDMI	1	
	Audio	1 x DB9, 1 x speaker out with 2 x 4W amplifiers, 1 x mic in	
	PS2	1 x PS2	
Expansion Slots	Mini PCIe	1 x Mini PCIe (full size) 1 x Mini PCIe (full/half size)	
	PCI	1 x PCI 32 33 Mhz	
	LED	1 x Power, 1 x Storage, 1 x Alert LEDs	
LEDs and Control Buttons	Button	1 x Power on/off switch 1 x Reset button	
	Power	Input Voltage 24 V DC, compliant with EN 50155, class S2/C1 (optional 48/72/110 V DC)	
Watchdog Timer	Connector	1 x M12 A-coded (M), 4 pin	
	Output	System reset	
Environment	Interval	Programmable 1 ~ 255 sec/min	
	Temperature	Operating (with industrial SSD/CF)	Non-Operating
	Humidity	-40 ~ 70 °C	-40 ~ 85 °C
Mechanical	Dimensions (W x H x D)	210 x 240 x 129 mm (8.4 x 9.5 x 5.1") 253 x 240 x 133 mm (10.0 x 9.5 x 5.3") with mounting bracket	
	Installation	Desktop/wall mount	
	Certification	EMC	CE/FCC Class A, CCC
EN 50155 Compliance	Safety	UL, CB, CCC	
	Ambient Temperature	EN 50155 TX (-40 ~ 70 °C)	
	Shock and Vibration	IEC 61373 body mount class B	
	Voltage Supply Interruptions	Class S2	
	Supply Change Over	Class C1	
EMC		EN 50121-3-2	

## Dimensions


Unit: mm



## Front View



## Rear View



## Ordering Information

Part Number	CPU	Onboard Memory	Ethernet (M12 A-coded, 8-pin, female)	USB (M12 A-coded, 4-pin, female)	Power Input (M12 A-coded, 4-pin, male)	Mini PCIe	mSATA	COM (DB9)	2.5" SSD Tray	CF/DOM Tray	Input Power
ITA-5730-00A1E	i7-3555LE	4G DDR3	3	2	1	2	1	2	1	1	24 V <sub>dc</sub>
ITA-5730-10A1E	i3-3217UE	4G DDR3	3	2	1	2	1	2	1	1	24 V <sub>dc</sub>

## Optional Accessories

### M12 Connector (Must purchase separately)

Part Number	Description
Y5A5730000	M12 A-coded, 4-pin, female, for power input
Y5A5730001	M12 A-coded, 8-pin, male, for LAN
Y5A5730002	M12 A-coded, 4-pin, male, for USB

### M12 Cable (Must purchase separately)

Part Number	Description
1700022203-01	Power cable, A-coded, 4-pin female to 2-pin European terminal, 10 cm
1700023142-01	USB cable, A-coded, 8-pin, male to standard port (Type A), 10 cm
1700022205-01	LAN cable, A-coded, 4-pin male to RJ45, 10 cm